

California Antique Slots, Inc. - (805) 583-0785 (FAX)

www.california-antique-slots.com

tbaker@california-antique-slots.com



Sigma Draw Poker, 4 of a Kind with Bonus

California Antique Slots, Inc. - (805) 583-0785 (FAX)

www.california-antique-slots.com

tbaker@california-antique-slots.com



Interior



Interior door switch



Fluorescent light starter



Door latch



Key in lock - Sigma Draw Poker; model: SG4; S/N: 062491; 1985



Key switches for Reset, Meter and Last

California Antique Slots, Inc. - (805) 583-0785 (FAX)

www.california-antique-slots.com

tbaker@california-antique-slots.com



Coin tray



Main (or central) processing unit

California Antique Slots, Inc. - (805) 583-0785 (FAX)

www.california-antique-slots.com

tbaker@california-antique-slots.com



Video screen - DO NOT touch this screen while power is ON! Even when it is off, dangerous voltages are present.




Video screen reset




Video screen adjustment labels - Red Gain, Green Gain, Blue Gain, Red Blanking, Green Blanking, Blue Blanking, Sub. Bright, Bright, Vertical Hold, Vertical Height, Vertical Line, Vertical Position, Horizontal Hold, Horizontal Frequency, Horizontal Positioning, Horizontal Size



Service AC voltage; this is "live" when the machine is plugged in. Be careful. Above are the "pots" for adjusting the screen. DO NOT adjust these unless you have a manual and you know what you are doing. Even then, only use a plastic screwdriver.




Service AC in the interior of the machine behind the hopper. Check the main cable for wear and tear. Replace it immediately with a 3-prong cable.




SIS Board - slot information system; tracks machine information for accounting, security and game play for both video and slot machines; this is an industry-standard board for many manufacturers of slot machines; replace the battery (shown next to the tip of the Phillips screwdriver) every two years



Jackpot bell and Beau plug




Coin comparator, during operation, this LED must be lit. If it is not, check all of the cables leading to it.




Interior power switch




Test switch for machine




8-ohm speaker



Door distribution board - a printed circuit board mounted on the door that controls signals and provides cable connections for the deck buttons, deck button bulbs, and coin handling devices



Coin in coin comparator - keep the comparator clean - check cables for connectivity



User switches on interior of door



Close-up view of hopper agitator - replace this every two to three years

California Antique Slots, Inc. - (805) 583-0785 (FAX)

www.california-antique-slots.com

tbaker@california-antique-slots.com



Side view of hopper - remove the hopper only by grasping the handle shown



Top view of hopper