

California Antique Slots, Inc. - (805) 583-0785 (FAX)

[www.california-antique-slots.com](http://www.california-antique-slots.com)

[tbaker@california-antique-slots.com](mailto:tbaker@california-antique-slots.com)

Mechanical Slot Machine Photo Reference



Mills High Top, Special Award



Coin Entry



Main Operating Handle



Window - (leading to Jackpot Assembly)

California Antique Slots, Inc. - (805) 583-0785 (FAX)

[www.california-antique-slots.com](http://www.california-antique-slots.com)

[tbaker@california-antique-slots.com](mailto:tbaker@california-antique-slots.com)



Genuine Mills Sticker/Seal



Genuine Mills Key -  
(**extremely** difficult to duplicate!)



Inside of door - (bolt is thrown)




Friction Lever Bonnet Lock



Genuine MLB part number inside Bonnet



Outside of Bonnet




Inside view - (bonnet locks are horizontal)



Sensing Pin - (coin rests against tip to allow handle to be pulled)




View of: genuine MLB part number, Escalator, Sensing Pin, Coin Detector Lever Assembly - (bottom lever), Check Detector Lever - (top lever)




Main Operating Fork - (long horizontal bar)



Vertical Payout Levers - (to the left of the drilled Reel Discs)




Coin Detector Operating Lever



Coin Advance Bar Lever Assembly



Thumbscrew, or bolt -  
(holding mechanism to casing)



Clock Fan Mechanism -  
(degrease these gears, then lightly oil)



Coin Box - (inside of casing)




Coin Box -  
(genuine Mills with spring trap door)




Coin Box - (open)






Pneumatic Pump Assembly -  
(to allow handle to return gently)




Mechanism Release Lever - (right side)




Mechanism Release Lever -  
(left side)



Main Spring - (for outside handle)



Jackpot Release Mechanism



Stud Roller, or bearing on Overflow Push Lever Assembly - (degrease this bearing to allow movement!)



Payout Tube




Coin Entry into Payout Tube



Safety Slide Lever Assembly - ("Tilt" Lever)




1 of 3 gears (on reels) for indexing



Inside View of Clock Mechanism



Safety Slide controlled by "Tilt" Lever



Reel Assembly




Reel Discs for Payout Levers

California Antique Slots, Inc. - (805) 583-0785 (FAX)

[www.california-antique-slots.com](http://www.california-antique-slots.com)


[tbaker@california-antique-slots.com](mailto:tbaker@california-antique-slots.com)




Payout Slides



Genuine Mills inspection label



Reel Discs - (top view)



Extension Spring - (left),  
Main Operating Spring - (right)



Slug Container