


California Antique Slots, Inc. - (805) 583-0785 (FAX)

[www.california-antique-slots.com](http://www.california-antique-slots.com)


[tbaker@california-antique-slots.com](mailto:tbaker@california-antique-slots.com)




25-cent Coin Mech - (this covers the coin lockout coil; the coin-mech can be easily removed and cleaned/lubricated by pushing the spring-loaded tabs at the top and pulling it out of the four slots it is resting in)



Coin Lockout Coil - (directly behind the coin-mech; keep this coil and plate clean by using contact cleaner - DO NOT USE "water displacement" type sprays)



Microswitch - (below coin lockout coil; a coin edge strikes the small wire and is accepted/registered by the stepper switches - the "Coin Accepted" light should illuminate after a coin drops past)



Molex Plugs - (one of many throughout the machine's interior; only clean these if you must, they are fragile/breakable - the plastic is brittle from many decades of use)




Solenoid - (triggers to allow handle to be pulled by slot player; keep this plate and the contacts clean with contact cleaner, clean the relays above it as well)



Bell - (keep the solenoids clean)




Total Out/Total In Meters - (these are attached on the front of the reel assembly for this particular machine - 742A)




Handle Release Pawl - (this is an EXTREMELY important switch! Located on the right side of the machine below the bell and to the left of the reel assembly; it releases the handle, allowing the machine to be played without a coin; use your left forefinger to pull it back, hold it, then pull the handle of the slot machine to spin the reels)





Handle Release Lever - (this is below the coil, that, when energized by a coin-drop, allows the handle to be pulled to play the game; keep both this lever and the coil clean and lubricated)



Odds Control Relay - (a rather interesting coil/relay assembly; its function is unknown for this machine, it has been disconnected - any help from other readers/collectors?)



Bell, Release Pawl, Handle Release, Coil, Odds Control Relay - (interior right hand side of the machine)